

## AH PROCESS GAUGE



GOST

### Special Features

- Polypropylene case with SS measuring system
- Wetted parts AISI 316L stainless steel or Brass
- Accuracy  $\pm 0.5\%$  F.S.
- Solid front design features baffle wall interposed between the sensing system, the window and a pressure relieving back for increased safety
- Standard followed ASME - B 40.100

### Application

- Suitable for high pressure gas
- Corrosive / hazardous environment that will not obstruct the pressure system.

### Specifications

Standard Version : 4 1/2"

Accuracy	:	$\pm 0.5\%$ F. S. (As per ASME B40.100)
Ambient temperature	:	- 20°C to + 65°C
Process temperature	:	Max 150°C
Operating pressure range	:	75 % of Scale Value
Over pressure limit	:	$\leq 100$ bar : 125% of Max. Scale Value
	:	$> 100$ to $\leq 600$ bar : 115% of Max. Scale Value
	:	$> 600$ to $\leq 1600$ bar : 110% of Max. Scale Value

Case	:	Fibre Glass Reinforced Polypropylene
Bourdon	:	AISI 316L SS or Brass
Socket	:	AISI 316L SS or Brass
Movement	:	AISI 304 SS
Joints	:	Tig Argon Arc Welding

Protection	:	IP 65
Dial	:	Aluminum, black graduation on white background
Pointer	:	Aluminum, black Colored, Micrometer Zero Adjustable
Window	:	Plexiglass
Blow off Disc	:	Fibre Glass Reinforced Polypropylene
Gasket	:	Compatible with glycerin or silicone

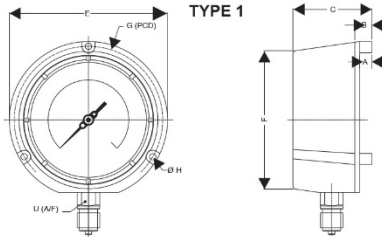
### Dry But Fillable Version (Standard)

Fillable Dampening Liquid	:	Glycerine 99.7%
Ambient Temperature	:	Maximum 65°C
Process Temperature	:	Maximum 65°C
Other Features	:	Refer Specification of Standard Version

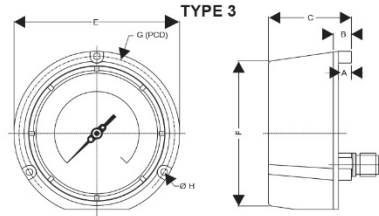
### Temperature effect:

The variation of indication caused by effects of temperature is to be calculated by below formula; which is to be added in the specified accuracy while measurement :- Formula :  $\pm 0.04 \times (t_2 - t_1) \%$  of F. S. where  $t_1$  = reference temperature (+20°C) and  $t_2$  = ambient temperature in °C.

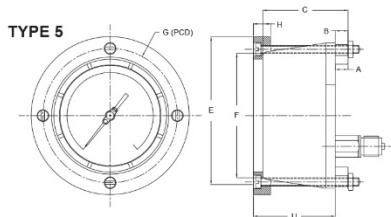
## Dimensions - standard version



NS	A	B	C	E	F	G	H	U	Weight in gram (With Box)	Weight in gram (With Glycerin & Box)
4½"	12.5	24.5	73.5	148	130	137.5	6	22	900.0	1300.00



NS	A	B	C	E	F	G	H	U	Weight in gram (With Box)
4½"	12.5	24.5	73.5	148	130	137.5	6	22	850.0



NS	A	B	C	E	F	G	H	U	Weight in gram (With Box)
4½"	12.5	24.5	73.5	148	130	137.5	6	22	1000.0

Notes : • Drawings are not to scale. • All Dimensions are in mm. • NS = Nominal Size  
 • H - Arrangement for Mounting type 1 • Weights mentioned are approximate and for standard product. • Weight can be different after selection of options.

Note : We offer National / International Scales like kPa, MPa, bar, psi, kg/cm<sup>2</sup> & Dual Scale like kPa with psi, kPa with bar, bar with psi or Equivalent scales as per the requirement can be provided on request. Following are the example tables for kg/cm<sup>2</sup> & psi scales

## Pressure ranges

Code	Bar	Code	kPa	Code	kg/cm <sup>2</sup>	Code	psi
C59	-1 ... 0 <sup>3)</sup>	D59	-100 ... 0 <sup>3)</sup>	F59	-1 ... 0 <sup>3)</sup>	H59	-30" Hg ... 0 <sup>3)</sup>
C72	-1 ... 0.6	D72	-100 ... 60	F72	-1 ... 0.6	H73	-30" Hg ... 15
C74	-1 ... 1.5	D74	-100 ... 150	F74	-1 ... 1.5	H75	-30" Hg ... 30
C76	-1 ... 3	D76	-100 ... 300	F76	-1 ... 3	H2C	-30" Hg ... 60
C77	-1 ... 5	D77	-100 ... 500	F77	-1 ... 5	H78	-30" Hg ... 100
C79	-1 ... 9	D79	-100 ... 900	F79	-1 ... 9	H79	-30" Hg ... 150
C81	-1 ... 15	D81	-100 ... 1 500	F81	-1 ... 15	H81	-30" Hg ... 220
C82	-1 ... 24	D82	-100 ... 2 400	F82	-1 ... 24	H82	-30" Hg ... 300
C12	0 ... 0.6 <sup>2)</sup>	D12	0 ... 60 <sup>2)</sup>	F12	0 ... 0.6 <sup>2)</sup>	H13	0 ... 10 <sup>2)</sup>
C15	0 ... 1 <sup>3)</sup>	D15	0 ... 100 <sup>3)</sup>	F15	0 ... 1 <sup>3)</sup>	H15	0 ... 15 <sup>3)</sup>
C16	0 ... 1.6	D16	0 ... 160	F16	0 ... 1.6	H1C	0 ... 20
C18	0 ... 2.5	D18	0 ... 250	F18	0 ... 2.5	H17	0 ... 30
C19	0 ... 4	D19	0 ... 400	F19	0 ... 4	H19	0 ... 60
C20	0 ... 6	D20	0 ... 600	F20	0 ... 6	H21	0 ... 100
C22	0 ... 10	D22	0 ... 1 000	F22	0 ... 10	H22	0 ... 160
C24	0 ... 16	D24	0 ... 1 600	F24	0 ... 16	H23	0 ... 200
C26	0 ... 25	D26	0 ... 2 500	F26	0 ... 25	H25	0 ... 300
C27	0 ... 40	D27	0 ... 4 000	F27	0 ... 40	H26	0 ... 400
C29	0 ... 60	D29	0 ... 6 000	F29	0 ... 60	H27	0 ... 600
C31	0 ... 100	D31	0 ... 10 000	F31	0 ... 100	H30	0 ... 1 000
C33	0 ... 160	D33	0 ... 16 000	F33	0 ... 160	H31	0 ... 1 500
C35	0 ... 250	D35	0 ... 25 000	F35	0 ... 250	H34	0 ... 3 000
C38	0 ... 400	D38	0 ... 40 000	F38	0 ... 400	H38	0 ... 6 000
C39	0 ... 600	D39	0 ... 60 000	F39	0 ... 600	H40	0 ... 10 000
C41	0 ... 1 000 <sup>1)</sup>	D41	0 ... 100 000 <sup>1)</sup>	F41	0 ... 1 000 <sup>1)</sup>	H41	0 ... 15 000 <sup>1)</sup>
C42	0 ... 1 600 <sup>1)</sup>	D42	0 ... 160 000 <sup>1)</sup>	F42	0 ... 1 600 <sup>1)</sup>	H1D	0 ... 20 000 <sup>1)</sup>

Design and specifications subject to change without notice